





# INVESTMENT PORTFOLIOS

The Community Foundation of Greater Des Moines offers a variety of investment options designed to meet a range of philanthropic goals and time horizons. Each of our investment portfolios is carefully constructed and diversified across global investment opportunities to maximize return and minimize volatility. Our size provides access to world-class investment managers and alternative investment strategies only available to large institutional investors. Investments are monitored regularly by the Community Foundation’s experienced Investment Committee, investment consultant and staff.

As a fund holder, you may allocate to one or more of the investment portfolios, and you may change the investment allocation once per year or upon a significant change in charitable goals or time horizon for utilizing the fund. The Community Foundation will maintain your fund’s investment allocation through ongoing rebalancing. All information is as of December 31, 2020.

## Investment Options:

Investment Option	Current Allocation	Objectives
<b>LONG-TERM GROWTH PORTFOLIO</b>  5+ YEARS INVESTMENT TIME HORIZON	 <ul style="list-style-type: none"> <li>■ Equities</li> <li>■ Fixed Income</li> <li>■ Alternatives</li> <li>■ Liquid Alternatives</li> </ul>	20-year expected return: 6.2% Investment expenses: .79% Seeks maximum growth and controlled risk through a diversified portfolio of global stocks, bonds and alternative investment strategies. Extended investment timeline to benefit from long-term opportunities that can only be realized from a patient investment strategy.
<b>INDEXED GROWTH PORTFOLIO</b>  5+ YEARS INVESTMENT TIME HORIZON	 <ul style="list-style-type: none"> <li>■ Equities</li> <li>■ Fixed Income</li> <li>■ Liquid Alternatives</li> </ul>	20-year expected return: 5.7% Investment expenses: .10% Seeks maximum growth primarily through index funds and a diversified portfolio of global stocks, bonds and liquid alternative investments. Extended investment timeline to benefit from long-term opportunities that can only be realized from a patient investment strategy.
<b>DEFENSIVE GROWTH PORTFOLIO</b>  3+ YEARS INVESTMENT TIME HORIZON	 <ul style="list-style-type: none"> <li>■ Equities</li> <li>■ Fixed Income</li> <li>■ Liquid Alternatives</li> </ul>	20-year expected return: 4.5% Investment expenses: .29% Designed for growth at a more moderate level of volatility. Timeline for assets that will remain invested for at least three years.
<b>MONEY MARKET PORTFOLIO</b>  1 YEAR OR LESS INVESTMENT TIME HORIZON	 <ul style="list-style-type: none"> <li>■ Cash Equivalents</li> </ul>	Designed to preserve principal and provide liquidity. Timeline for assets that will remain invested for less than a year. Investment performance dependent upon current investment rate environment.

A small portion of each portfolio may be held in cash at all times to provide liquidity for grant distributions. Investment expenses are in addition to an administrative fee charged by the Community Foundation. The investment return and principal value will fluctuate such that investments, when redeemed for grantmaking, may be worth more or less than their original cost.

Alternative investments include private equity, hedge fund-of-funds and real assets; they are included to enhance returns, dampen volatility and hedge against inflation. Estimated expenses are subject to change and include investment management, consulting and custody. Expenses do not include those managers within fund-of-funds.

For more information, contact us at (515) 883-2626 or [info@desmoinesfoundation.org](mailto:info@desmoinesfoundation.org).